

March PROGRAM

MARCH 8, 2018 – MARJIE THOMPSON
17TH, 18TH AND 19TH CENTURY WEAVING

BROWN HORTICULTURE LEARNING CENTER
WINTERTHUR MUSEUM AND GARDENS

Marjie Thompson enjoys being “stuck” in the pre-20th century weaving world. Her focus is the textiles produced both at home and by the professional weavers. Marjie enjoys adapting these weaves to contemporary colors and uses.

She is the coordinator of the Complex Weavers “Early Weaving Books and Manuscripts” study group, past president of New England Weavers Seminar, a past Dean of the Weavers’ Guild of Boston, past president of Complex Weavers, an active guild member Weavers’ Guild of Boston, president of the New Hampshire Weavers’ Guild, and a member of many study groups including Cross Country Weavers.

Her woven pieces have received the HGA award, *Handwoven’s Weaving for the Home Award*, and Marjie is one of a handful of weavers awarded the “Weaver of Distinction” title from New England Weavers Seminar in both the gallery and fashion shows.

She is the co-author of *Forgotten Pennsylvania Textiles of the 18th and 19th Centuries*, *The Huck Pattern Collection*, *Miniature Patterns for Weaving by Josephine Estes*, and the editor of *The Gartner Manuscript*. Her articles have appeared in *Weavers*, *Handwoven*, *Complex Weavers Journal*, *Shuttle, Spindle, & Dyepot*, and *The Spinning Wheel Sleuth’s Loom Supplement*.

Directions to Winterthur Museum and Gardens are on page 2.

President's MESSAGE


SUE BALASCIO

I'm at a loss for words today. Another shooting, more children gone. I can only think to offer this drawing in place of words.

Peace,
Sue

REFRESHMENTS

Thanks to Jeanne Frett & Toni Ammons providing refreshments for the March meeting.



Upcoming PROGRAMS & WORKSHOPS

April 2018—Gail Caron—Make a baskets for your shuttles. Choose from two different styles—one to hang on the side of your loom the other to sit on top.

May 2018—Susan Makuka—Growing and Spinning Flax after the program anyone who has not finished the basket we will continue working on the basket with the finishing process

June 2018—Picnic (location TBD)

HARMONY WEAVERS GUILD OFFICER AND COMMITTEES

President—Sue Balascio

Vice President—Pat Field

Secretary—Mary Robertson

Treasurer—Lesley Campana

Membership—Linda Shinn

Internet Services—Toni Ammons

Hagley—Sandy Buckworth and

Wendy Shipman

Hospitality—Sonnie Sperati

MAFA—Carol Ireland

Newsletter—Gail Pietrzyk

Programs and Workshops—

Karen Mason, Karen Evans, Gail Caron

Outreach—filled when needed

Publicity—filled when needed

Nominating—needs to be filled

by the January meeting yearly

Biennial—committee to be formed

DIRECTIONS TO WINTERTHUR FOR MARCH MEETING/WORKSHOP

CAROL IRELAND

The Harmony Weavers Guild March 8 meeting, and the Marjie Thompson workshops will be held at Winterthur, in the Brown Horticulture Learning Center. Here are some instructions for finding the meeting place.

Winterthur is located on Rt. 52 (Kennett Pike) between Greenville and Centerville. For in-car GPS and online mapping services, use: 5105 Kennett Pike, Wilmington, DE 19807. The Winterthur website recommends using Mapquest for directions to Winterthur as they have found that Google Maps sometimes gives inaccurate directions.

If you are using a GPS, please make sure your GPS directs you to Route 52/Kennett Pike and Winterthur Road, the front entrance of Winterthur. You can refer to this map. Once you get onto the Winterthur property.

If you are attending the meeting only:

Once you get to the front entrance, proceed past the guard shack (no need to stop). Continue on to the Visitors Parking Lot and then walk to the Brown Center by walking through the Visitors Center and following the "Main Walking Route to the Museum". After you walk through the overpass, you'll see a walkway to the Brown Center.

REMINDER/UPDATE: SPECIAL WINTERTHUR/GREENBANK MILL PROGRAM

KAREN MASON

The Marjie Thompson workshop will be at Winterthur on March 8, 9 and 10th of 2018. The cost is \$150.00 as we have been approved for the MAFA Grant.

FORGOTTEN WEAVES-

MARJIE THOMPSON

Dumb flowers, flushing, spot (English version not "Bronson"), gebrochene, gesteine und gebrochen, hin und wieder, dimity...Strange terms but all are the names of weave structures found in old books and manuscripts. This workshop is designed to introduce these oddly named weaves to contemporary weavers. Students will learn how to recognize both fabrics and drafts using these structures, how to adapt for fewer shafts, how to design a personal version of these structures, and especially, how to use these forgotten weaves for contemporary textiles.

The class format is a round robin. Each participant will bring a pre-warped loom to class with at least their own sample already woven. Drafts for 2-16+ shaft work will be mailed in advance to each participant. Class time will consist of weaving time interspersed with lecture time as each weave structure is discussed. At the end of the workshop, samples will be cut off the looms and each participant will receive theirs.

Material fee of \$15.00 for a notebook of all the drafts, extra drafts, page protectors, etc. (payable to the instructor)

Though this class was designed for fabrics requiring looms of eight shafts or more, there are a number of forgotten weaves that use two, three and four shafts as well. This way those who have a large multi-shaft loom at home but workshop looms with less shafts may still participate.

As a reminder, the day-long Winterthur visit to the museum will include:

- Three 30-minute "workshops" that will include the library,** the Marguerite Porter Davison collection and some textiles in the house (including needlework study & curtain storage)
- A lecture by Marjie Thompson: **Woven at Home—Debunking the Myths Begun by The Colonial Revival Movement***
- Time to explore the grounds and museum and take an introductory tour in the afternoon.

A visit to Greenbank Mill includes an overview of the site, a walking tour (weather permitting), and a visit to the Madison Factory and its spinning and weaving equipment, including a demonstration of a spinning jenny.

18 Members present

Sue Balascio called the meeting to order at 9:50am

Motion made to approve January meeting minutes – unanimously approved

PROGRAMS–Karen Mason

Marjie Thompson workshop

About 54 people coming to the Wednesday program

20 signed up for the workshop, there will be 2 extra looms

8:30-9am drop off looms Wednesday and Thursday, 4-4:30pm Wednesday

Parking in visitor center–Saturday parking is available at the Brown Center

No duplicate drafts – 15, 20 minutes to 30 minutes to weave

Lecture will be during lunch

\$15 fee

Linda Shinn – yoga class conflict at the Brown Center?

Dinner at Buckley's on Friday night

Carol Ireland working on Greenbank Mill visit following program on Wednesday, dinner to follow

Questions of how groups will be organized for morning and afternoon tours at Winterthur – Carol working on that

Thursday schedule–regularly scheduled guild meeting with program by Marjie Thompson, workshop will follow

Carol Ireland has done an amazing job – has to have surgery – please weave a sample for her if there is time

Size of sample should allow a couple repeats to see pattern in the warp – maybe weave 4-6 inches of weft

4 yards of material on loom

Put masking tape between samples to ease cutting samples apart

Karen Evans

Collecting money for basket program \$40 make checks out to Gail Caron

Linda Shinn–Guild looms

4 shaft Dorset, lots of flat steel heddles, has 8 dent reed

Louet combo

4+4 shaft, the new cords and old cords behave differently, new cords ordered to fix old ones, replacing with braided (as opposed to twisted), also ordered more heddles, to close–lift center section and put the beater underneath and strap it, we could use a 12 dent reed – has an 8 dent reed, shipping crate available – Gynnie Moodie

Mountain loom

Heddles been cleaned 395 total, delicate wooden ratchet – don't just use the crank, ease tension

before advancing, quirky loom, has a tendency to bind – write lift plan 8 to 1, 12 dent reed

If you are going to use tape – use blue painters tape!

Mary Robertson offers donated flax from Winterthur

Linda takes to share with other members

Gynnie Moody has pieces from show please take them home!

SHOW AND TELL

Karen Mason hand towels

Toni Ammons–Coverlet bands – needed to weave 10 yards, woven like inkle with a belt shuttle, putting a back on it with wool and pelt–“skinfell”

Sue Balascio – MAFA piece, IKAT, second scarf – tencel 8/2 hand dyed

Joanne Getz – jacket made from handwoven material out of raw silk, has a Hong Kong finish, uses braided loops for button attachment

Nancy Everham – Brought first scarf she made

Linda Shinn – work from the loom at the Biggs and DAM

Meeting adjourned at 10:30am

TIPS

Karen Mason – please email her feedback about whether this program works


Sue Balascio – demos serger

Toni Ammons – shows how to make a fringe on a blanket

Linda Shinn – woodworking – trick for pre-sleying your reed, screen door molding for lease sticks – suggestion of milk crate over doweled block to wind warps

Sonnie Sperati – thin wood planks (maybe Leclerc sells them) taped together (on one side!) to cover knots when you wind on beams

Karen Evans – shows a Jason Collingswood technique for finishing a wool rug by hand weaving warp threads in, demonstrates a weavers knot



Many of us spin and weave “in private”. Potential buyers of our creations often don’t appreciate what goes into making that rug, scarf, shawl, or towel. One way to educate them is by demonstrating what we do in public venues. Demonstrating in public is also a good way to recruit new guild members. There are many opportunities – perhaps each Guild member can set a goal of participating in a couple of these events this year.

Please contact Carol Ireland if you would like to participate in any of these opportunities:

COLONISTS DAY

SUNDAY, APRIL 22

Dress in colonial attire, if you have it, and demonstrate spinning and weaving at Old Swedes Church in Wilmington between noon-5:00 pm. Enjoy a wonderful historic setting and share your love of fiber arts.

SHEARING DAY AT GREENBANK MILL

SATURDAY, APRIL 28

Guild members are invited to demonstrate natural dyeing, spinning, weaving and/or rope making at the annual Shearing Day. It’s a fun day full of activities, lots of interested visitors, and a chance to enjoy each other’s company. You can



sign up for specific activities/times here: <http://www.signupgenius.com/go/5080849afad2ea1ff2-shearing>

Greenbank Mill sells wonderful herbs on Shearing Day; you can place your order ahead of time. There may also be an opportunity to sell your handcrafted items for a nominal fee, especially if you demonstrate a craft.

HIGHLAND GAMES SPINNING & WEAVING DEMO

SATURDAY, MAY 19

For many years, FiberGuild members have spun wool and woven a shawl (which is sold through a silent auction) at the Highland Games in Fair Hill, MD. Harmony Weavers Guild members are invited to assemble their own team — a weaver and a group of spinners — to weave a shawl, or join FiberGuild folks in carding, spinning and/or weaving. You’ll go home with bagpipes echoing

in your ears! Admission is free for demonstrators, lunch is provided, and participants can also sell their handcrafted items at the Games.

TERRIFIC TUESDAY AT WINTERTHUR

Tuesdays during the summer Winterthur offers programs for children related to the museum collections. Members of Harmony Weavers Guild and FiberGuild have enjoyed demonstrating our fiber arts to bring these alive for the visitors both young and old. This year their theme is The Elements of Art: Color, Line, Form, Shape, Value, Space, Texture. Our contact Lois Stoehr suggests we focus on “line” – think yarn, warp, weft, borders, stripes, plaids...As in the past, each session takes place from 10:00 am to 3:00 pm in the Brown Center. We have not selected a date, but it will be a Tuesday in July or August.



WINTERTHUR ADD-ON

Lois has also invited us to take our demonstrations to 30-40 Salvation Army summer campers in downtown Wilmington on a Thursday (1:00-3:00) the same week that we demonstrate at Winterthur. You could choose to demonstrate both Tuesday and Thursday, or just one of the sessions.

WINTERTHUR CRAFTERNOON – SHIBORI-DYED SCARVES

This fall (the 2nd Friday in Sept., Oct. or Nov., TBD) Linda Shinn and Carol Ireland will coordinate a Crafternoon program focused on dyeing with indigo, madder and quercitron. We invite Harmony Weavers Guild members to assist with preparing the dyepots, preparing silk scarves for dyeing, instructing the students in various shibori techniques, and making suggestions for dyeing vs. overdyeing in the dye baths. If there is sufficient demand for the class, we may do both morning and afternoon sessions, each with 10 students.

HARVEST MOON FESTIVAL

OCTOBER 6 AND 7 (PROBABLY)

There are always crowds interested in observing us carding, spinning and/or weaving and participating in rope-making at this event, especially if the weather cooperates. The FiberGuild

and Harmony Weavers Guild demonstrators have been rated among the most popular at the festival. We may decide to focus on just one of the two days, depending on how many volunteers we have.

SPINNING AT BORDERLAND WINERY, LANDENBERG

A Saturday or Sunday afternoon (when the weather warms up)

Last year FiberGuild spinners met at Borderland a couple of times to do some spinning, enjoy some socializing, talk with visitors to the winery and taste a wine or two. Harmony Weavers Guild members are welcome to join in. The winery uses sheep for weed control in the vineyards and folks there are interested in expanding the focus on wool.

Whew! So many possibilities, so little time. I hope you'll find time in your schedule to help with one or more of these.

HACKING HISTORY: SEE IT, MAKE IT, TAKE IT!

MAY 19 – 20, 2018

GERRY SCARFE

Celebrate Folk Arts Heritage and Maker Culture in Harford County! Celebrate the maker in each of us- featuring hand crafted arts by vendors, demonstrations of arts and science, and especially drop in maker stations for spontaneous learning, making, and taking. Visitors will be able to take home their creations and new skills learned throughout the event!



For *Hacking History* they are looking for people who are into the fiber arts to come and demonstrate at the event.

I plan to demonstrate in the museum's own weaving room on the 20th (the 19th is Scottish Games Day), and wonder if there might be others who would like to come and play. Please let me know as soon as possible if you are interested.



Vulcan's Rest FIBERS

2728 Augustine Herman Highway
Chesapeake City, MD 21915

Open Everyday

10:00 AM TO 5:00 PM

WEDNESDAY, OPEN 10:00 AM TO 9:00 PM

KNIT NIGHT: WEDNESDAY EVENING TO 9 PM (ALL ADULTS
WELCOME)

THURSDAY MORNING GROUP: STARTS AT 10 AM (ADULTS)

410 885.2890

info@vulcansrest.com
www.vulcansrest.com

Weaving Classes

BEGINNING WEAVING ON A FOUR HARNESS LOOM

Three session class

Saturday, March 3, Saturday, March 10 and Saturday, March 17, 2018

10:00 AM TO 4:00 PM EACH DAY

Come in and learn the ancient art of weaving on a loom. Men and women over all history have produced the cloth from which our clothing and household linens are made. In more recent times, weaving has become a pleasant past-time rather than a necessity of daily living. You may find this to be your perfect new passion.

Cost of the class is \$180, payable all at once or weekly. Cost of yarn you choose for your projects would be extra. Looms may be borrowed for the class and to take home for your homework. If you own your own portable loom, please bring that

BEGINNING WEAVING ON A RIGID HEDDLE LOOM THIS IS A THREE SESSION CLASS ON TUESDAYS,

March 6, 13, and 20, 2018

10 AM TO 4 PM EACH SESSION

Are you one of the many people who have always wanted to just try weaving? This is a good opportunity to try out weaving to see if you will like it. If all goes well, you will have the opportunity to make three separate projects to help you learn this ancient and inspiring craft.

Cost of the class is \$150, payable all at once or week-by-week. Cost of the yarns you choose for your projects would be extra. Looms may be borrowed to use in class and for homework.



Spinning & Fiber Preparation classes

SPINNING SUNDAY --- SECOND SUNDAY

Each Month March 11th next one would be April 8th

1:00 TO 4:00 PM

Bring your wheel and your fiber if you have any to sit and spin.

This is a social gathering, not intended as a class



FLEECE WASHING AND PREPARATION

Saturday, April 21, 2018

CLASS TIME 1:00 TO 4:00

Instructor: Jackie Oppelt

Class Fee: \$40

Tempted to buy a fleece straight off the sheep but unsure what to do with it? In the class you will work with Jackie through the steps to get a sheep-fresh fleece to fluffy goodness for spinning. This class will cover washing a fleece as well as combing and carding.

Limited to 12 people

BEGINNING SPINNING CLASS

Sunday, March 18 and Sunday, March 25, 2018 a two session class held

1:00 TO 4:00 PM EACH DAY.

Instructor is Jackie Oppelt

Fee for the class is \$80

In the first class session you will learn the basics of how to transform wool into yarn using a drop spindle, the most basic of spinning tools. The mechanics of producing yarn may be easier to understand using this total manual method.

During the second class session, on March 25th, you will learn how to spin wool into yarn using a spinning wheel.

You will have the opportunity to try different spinning wheels to see how they operate differently from each other.

Although this is a craft which takes practice to perfect, these two classes will give you a good taste of what spinning is all about. Then, when you get your sheep you won't have to wonder what's to become of their lovely fleeces.

Vulcan's Rest FIBERS

2728 Augustine Herman Highway
Chesapeake City, MD 21915

Open Everyday

10:00 AM TO 5:00 PM

WEDNESDAY, OPEN 10:00 AM TO 9:00 PM

KNIT NIGHT: WEDNESDAY EVENING TO 9 PM (ALL ADULTS
WELCOME)

THURSDAY MORNING GROUP: STARTS AT 10 AM (ADULTS)

410 885.2890

info@vulcansrest.com
www.vulcansrest.com

Basket-Making Classes

EASTER BASKET CLASS

Monday, March 12, 2018

10 AM TO 4 PM

Join us for making a traditional Easter basket for all your goodies or flowers, which we know will eventually arrive!

Color choices and designs will be up to you, after the star-burst type of base. With or without a handles, it is an opportunity to be creative and enjoy the company of others. Cost of the class will be \$45, which includes all supplies.



Crochet and Knitting Classes with Mary Ann Ayers

LEARN TO KNIT USING CIRCULAR NEEDLES

Saturday, March 24 and 31, 2018

10:00 AM TO 12:30 PM

Cost: \$40 for the two sessions, plus the cost of supplies

This class provides instruction for beginning knitters on how to use circular needles, learning basic stitches and techniques, to set you on your way to an awesome hobby. The two sessions will include getting started with the project of making a simple hat, and in second session, how to finish off your hat with the double pointed needles.

Please do not sign up if you have absolutely no knitting experience.

Materials needed:

- One skein of light colored or multicolored chunky weight yarn
- One pair of size 9–16" circular knitting needles
- One set of size 9 double pointed needles

all supplies available at the shop.

LEARN TO CROCHET MAKING DISH-CLOTHS

Saturdays, April 14 and 28, 2018

10:00 AM TO 12:30 PM EACH SESSION

Class fee: \$40 for the two sessions

Learn the basic stitches and techniques of crocheting while producing useful household items in the form of colorful cotton dish clothes.

During the second class, Mary Ann will teach additional patterning.



Materials needed:


- One size H crochet hook
 - More than one color of medium weight, #4 or worsted cotton yarn
 - All supplies available at the shop
- Bright new Spring colors of Blue Heron yarn have just come in to give you faith that winter will not last.

BLUE HERON TRUNK SHOW.

April 15th

12 NOON TO 4:00 PM

Put it on your calendar to join us.



ABOUT OUR GUILD

The Harmony Weavers Guild meets from 9:30 am–12 pm on the 2nd Thursday of the month. Membership includes a monthly Newsletter available through the web site: groups.yahoo.com/group/harmonyweaversguild, or by e-mail attachment or by post if you prefer. Contact Linda Shinn at info@harmonyweaversguild.org to request access to this website where you will also be able to see previous newsletters and photos of recent activities.

WEATHER ALERT

In bad weather, please check your e-mail and the HWG Yahoo Groups website for messages to see if the meeting has been cancelled or rescheduled: groups.yahoo.com/group/harmonyweaversguild or telephone Maureen Kamerick on info@harmonyweaversguild.org for information.

MEMBERSHIP FORM

Interested in joining the Guild? Please contact Linda Shinn at e-mail info@harmonyweaversguild.org Membership renewal for each year is due by the June meeting in order to be included in the membership directory. Please complete the membership form and return with your check, payable to Harmony Weavers Guild, to:

Linda Shinn

**DIRECTIONS TO ST. ELIZABETH ANN SETON CHURCH
345 BEAR-CHRISTIANA RD (RT. 7) BEAR, DE 19701**

Follow the church driveway around the right of the church building to the rear parking lot. Use the Formation Center Entrance.

FROM THE NORTH

I-95 to Exit 4A–Christiana Mall Road – this puts you on Rt. 1 South. Follow Rt. 1 to Exit 162 (Rt. 273). At bottom of exit ramp, take a right, get into left hand lane immediately. Take left at light (Rt. 7), church is approximately ½ mile on the left.

FROM THE SOUTH

Rt. 1 to Exit 162 (Rt. 273), take a left onto Rt. 273, and get into left hand lane. Take left at light (Rt. 7), church is approximately ½ mile on the left.

FROM THE EASTERN SHORE

Take 301N to Rte. 1 and then follow the above directions coming from the South.

From Maryland Rt. 40 East (Pulaski Highway) to Bear, DE. Left onto Rt. 7 (next traffic light past Governor’s Plaza Entrance). Church is approximately 1.3 miles on the right.

FROM NJ

Take Delaware Memorial Bridge. Take exit towards US-13S/ New Castle Airport/US-40W/ Wilmington /Dover. Drive for 0.3 miles. Keep slight left at fork towards ramp towards US-13S. Drive for 0.1 miles. Go straight to get on N. Dupont Highway heading southwest. Drive for 2.7 miles.

Turn right onto Rte. 273/Christiana Road (at the Burger King). Drive for 2.7 miles. Take left at light onto Rte. 7S (Bear Christiana Road). Church is approximately 1/2 mile on the left.

MEMBERSHIP FORM FOR 2017-2018

All Members: Categories for Membership: Active \$25 Non-active (receive the newsletter only): \$10 Full-Time Student: \$10

New Members: Joining between January 1 and March 31: \$15 Joining April 1 through June: \$30 (includes next season’s dues)

PLEASE CIRCLE ONE ABOVE–Checks payable to Harmony Weavers Guild
PLEASE CHECK ONE

Please print your name and address as you wish them to appear in the membership directory.

Name _____

Address _____

City _____ State _____ Zip _____

Phone _____ Cell _____ E-Mail _____

Fiber Interests: Weaver _____ Spinner _____ Dyer _____ Felter _____ Other _____ Year Joined _____